



HOPITAL  
Aboujaoudé

*Under the Patronage of The Lebanese Order of Physicians - Tripoli*

***First ISUOG-Approved  
Course in Lebanon***

***Advances in Ultrasound in  
Obstetrics & Gynecology***



***Friday & Saturday  
11-12 May 2018  
Le Royal Hotel – Dbayeh***

**CME 12**

It is with much excitement that SANA Medical NGO and Aboujaoude Hospital announce the first ISUOG-approved ultrasound course in Lebanon. "Advances in Ultrasound in Obstetrics and Gynecology" is planned under the patronage of the Lebanese order of physicians - Tripoli with the support of ISUOG and in collaboration with LSOG and NSOG. The course features world renowned Professor Alfred Abuhamad, Professor Katia Bilardo and Professor Gerry Visser and covers the latest in Ob/Gyn ultrasound. The course will be held at Le Royal Hotel in Dbayeh 11-12 May 2018. We look forward to your participation in this unique event!

Reem S. Abu-Rustum

Imad Aboujaoude

Nabil Helou



### **Alfred Z. Abuhamad**

Professor Abuhamad currently serves as Professor and Chairman for the Department of Obstetrics and Gynecology, Vice Dean for Clinical Affairs and Director of the Maternal-Fetal Medicine Fellowship Program at Eastern Virginia Medical School. Dr. Abuhamad is the immediate past President of the Society of Maternal-Fetal Medicine. He is the immediate past Chair of the Council for Patient Safety in Women's Health Care, and the past President of the American Institute of Ultrasound in Medicine. He has published more than 170 peer-reviewed manuscripts, received numerous national awards and has authored six text books in fetal echocardiography, ultrasound in Obstetrics and Gynecology, first trimester ultrasound and office procedures. He is the recipient of the National Institute of Health R01 grant to study Novel Tools for the Non-Invasive Evaluation of the Human Placenta. Dr. Abuhamad established the International Society of Obstetrics and Gynecology Outreach Program and has led several ultrasound training missions to the developing world to include Haiti, Ghana and Somaliland. He is well known internationally for his work in ultrasound, prenatal diagnosis, fetal echocardiography, global outreach and patient safety.





### **Katia M. Bilardo**

Caterina (Katia) M. Bilardo was born in Savigliano (Piedmont), Italy. After completing her medical studies cum laude in 1983, and specializing in Obstetrics and Gynaecology at the University of Turin, she trained as a Fellow in Prenatal Diagnosis and Fetal Medicine at King's College Hospital, London (1985- 1989), where she worked under the supervision of Prof. S. Campbell and Prof. K. N. Nicolaides. In 1989 she returned to the Netherlands as a Consultant and Head of the Prenatal Diagnosis Department at the Academic Medical Center in Amsterdam (1992-2010). In 1994, she defended her PhD thesis at the University of Groningen. From 2010 to 2017 she worked as Head of the Fetal Medicine Department at the University Medical Center Groningen where, in 2011, she was appointed as Professor in Fetal Medicine. In October 2017 she relocated to the VU Medical Center in Amsterdam where she serves as Head of the Fetal Medicine Department and has also been appointed as Professor in Fetal Medicine. She has served as President of the Dutch Working Party for Ultrasound in Obstetrics and Gynecology, and is currently a member of the Committee on Prenatal Screening at the National Health Council. She is also the current Director of the Prenatal Screening Association North – East Netherlands. Since 2007, Professor Bilardo has been serving on the Editorial Board of Ultrasound in Obstetrics and Gynecology. Since 2009, she has been a Board Member of the International Society of Ultrasound in Obstetrics and Gynecology (ISUOG) and is the President-Elect. She is the immediate past-chair of Education Committee. Her areas of interest include Doppler study of the utero-placental and fetal circulation (chief researcher Truffle study); fetal dysmorphology (2D and 3D studies); first and second trimester ultrasound screening for aneuploidies; first trimester ultrasound and psychological aspects of screening and fetal cardiology. She has published over 160 peer-reviewed articles and has supervised numerous PhD students.



### **Gerard H. A. Visser**

Professor Visser is an Emeritus Professor of Obstetrics and he is the former Head of the department at the University Medical Center, Utrecht in the Netherlands. He is the current chair of the FIGO Committee for Safe Motherhood and Newborn Health. Professor Visser is the former President of the European Association of Perinatal Medicine, he is an Honorary Fellow of the Flemish, South African, Royal (British; fellow ad eudem) and Romanian Colleges of Obstetrics & Gynecology and of the German Perinatal Society. He was awarded the Maternity Prize of the European Association of Perinatal Medicine in 2016. Professor Visser's research interests include: fetal (neurological) development, fetal monitoring, IUGR, diabetes and pregnancy. He has authored over 460 PubMed articles, which have been cited over 23000 times according to Google Scholar. In addition, he has supervised 72 completed PhD projects.

**Friday 11 May 2018**

**Session 1: The First Trimester Part 1**

**Moderators: Roland Tannous & Nabil Helou**

**5:00** Welcome

**5:15** Enlarged NT in Early Gestation: Implications and Management  
Katia Bilardo

**5:45** Tips and Tricks to the Mid-Sagittal Plane in the First Trimester  
Reem S. Abu-Rustum

**6:15** Cardiac Screening in Early Gestation  
Alfred Abuhamad

**6:45** Questions & Answers

**7:00** Coffee Break

**Session 2: The First Trimester Part 2**

**Moderators: Antoine Haddad & Ghassan Hajj**

**7:30** Cesarean Scar Pregnancies: Approach to Diagnosis and Management  
Imad Aboujaoude

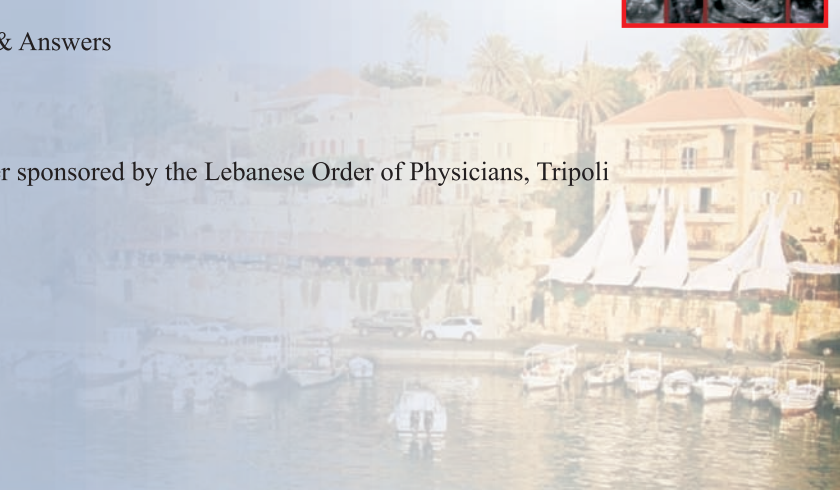
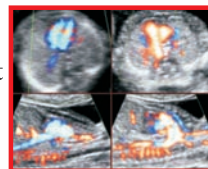
**8:00** Is There a Role for the First Trimester Scan in the Era of cfDNA?  
Katia Bilardo

**8:30** Just Images: Fetal Malformations in Early Gestation  
Alfred Abuhamad

**9:00** Questions & Answers

**9:15** Adjorn

**9:30** Gala Dinner sponsored by the Lebanese Order of Physicians, Tripoli





## Saturday 12 May 2018

### Session 3: The Second and Third Trimester Part 1

Moderators: Linda Daou & Saadiddine Itani

- 09:00 Echogenic Bowel: Shining Too Bright?  
Katia Bilardo
- 09:30 Optimal Approach to Screening for Congenital Heart Disease  
Alfred Abuhamad
- 10:00 Case Presentations of Fetal Cardiac Malformations  
Linda Daou
- 10:30 Abnormalities of the Fetal Venous System: A Complex Topic Made Simple  
Alfred Abuhamad
- 11:00 ISUOG Practice Guidelines: Role of Ultrasound in Twin Pregnancy  
Katia Bilardo
- 11:30 Questions & Answers
- 11:45 Coffee Break

### Session 4: The Second and Third Trimester Part 2

Moderators: Reem S. Abu-Rustum & Rana Skaf

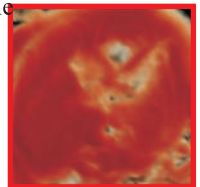
- 12:15 Growth Reference Charts  
Gerard Visser
- 12:45 Fetal Growth Restriction: Current Wisdom and Future Direction  
Katia Bilardo

- 1:15 Imaging of Placenta Accreta: The Lebanon Experience  
Nabil Helou
- 1:45 Progesterone and the Prevention of Preterm Delivery  
Gerard Visser
- 2:15 Questions & Answers
- 2:30 Lunch

### Session 5: Gynecology

Moderators: Imad Aboujaoude & Antoine Abu Musa

- 3:30 Ultrasound Evaluation of the Uterus: 2D & 3D Approach  
Alfred Abuhamad
- 4:15 Adnexal Masses: From the Simple to the Very Complex  
Alfred Abuhamad
- 5:00 Questions & Answers
- 5:15 Coffee Break



## Session 6: Live Scan

Moderators: Alfred Abuhamad & Katia Bilardo

5:45 Live Scan Demonstration by the Experts Sponsored by GE Healthcare  
Alfred Abuhamad & Katia Bilardo

6:45 End of Course

### Scientific Committee

Alfred Abuhamad, MD (Honorary Co-Chair)

Katia Bilardo, MD (Honorary Co-Chair)

Imad Aboujaoude, MD

Reem S. Abu-Rustum, MD

Linda Daou, MD

Nabil Helou, MD

### Organizing Committee

Antoine Abu Musa, MD

Omar Ayyash, MD

Mrs. Rana Chaarani-Naji

Issam Elias, DDS

Antoine Haddad, MD

Ghassan Hajj, MD

Saadeddine Itani, MD

Rana Skaf, MD

Roland Tannous, MD

## Sponsors

### Platinum



GE Healthcare

### Gold

**Dima**  
HEALTHCARE

**Canon**

### Silver



TIME  
INTERNATIONAL



SANOFI