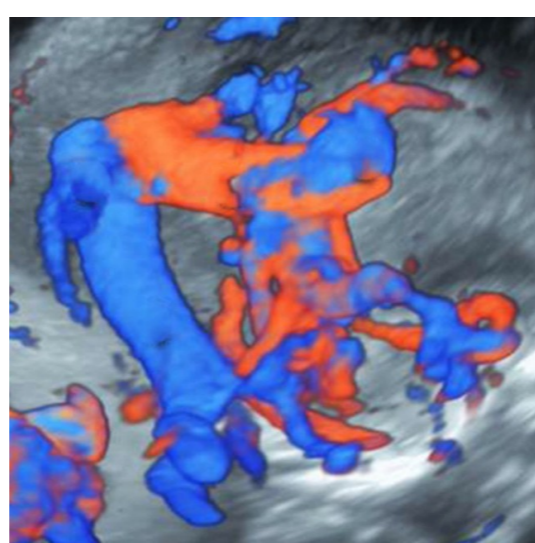


Research and Education Highlights

Highlights from the March Issue

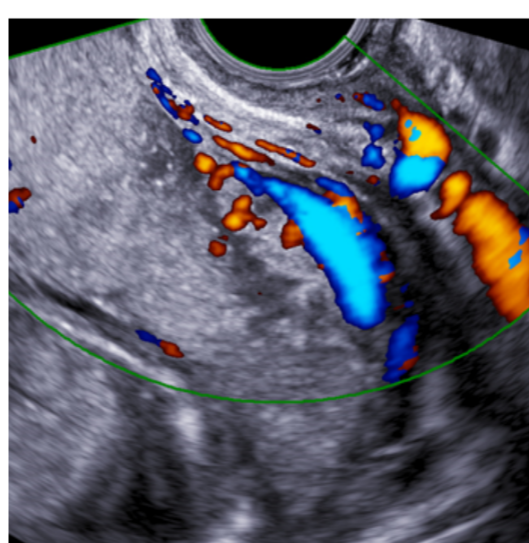


This month's issue of *Ultrasound in Obstetrics & Gynecology* includes a Randomized Controlled Trial on [fetal middle cerebral artery Doppler for timing of intrauterine transfusion in red-cell alloimmunization](#), a free-access Systematic Review on [prognostic accuracy of cerebroplacental ratio and middle cerebral artery Doppler for adverse perinatal outcome](#) (view the accompanying Journal Club slides [here](#)), and an Original Article reporting on an expert review of [sonographer self-reported visualization of normal postmenopausal ovaries on transvaginal ultrasound](#).

Coming up... A new UOG study provides evidence that pregnant women with hypertension can safely monitor their blood pressure at home instead of going into a hospital or clinic. Read the [free-access full study](#) now.

[UOG Highlights](#)

New Virtual Issue on CSP and AIP



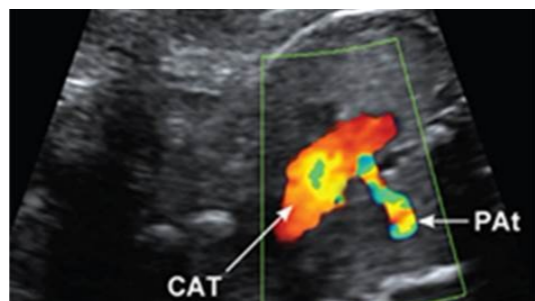
This [Virtual Issue](#) on Cesarean scar pregnancy (CSP) and abnormal invasion of the placenta (AIP) brings together a series of original research articles, systematic reviews and editorial pieces which highlight the use of prenatal imaging in detecting CSP and AIP, as well as the role that early diagnosis can play in reducing the morbidity associated with these conditions. The issue includes articles on the terminology and prenatal detection of AIP, and treatment and management of CSP and AIP. This Virtual Issue contains mainly free-access content. To view all UOG content, [become an ISUOG Journal member](#) today.

You can [supplement your reading on Cesarean scar pregnancy and abnormally invasive placenta](#) here.

In April, look out for our Virtual Issue on Integrating Genomics into Obstetric Care.

[Virtual Issue Highlights](#)

Fetal Anomalies Course Saturday 21 April 2018



[ISUOG Fetal Anomalies 2018](#) will be live streamed from the 14th ISUOG International Symposium. This one-day course offers a full view of the approach to the normal brain and heart followed by a detailed discussion of common and rare malformations affecting these organs. There will be a hands on demonstration and a follow up quiz, and you can view the provisional program [here](#).

The speaking faculty includes Gustavo Malinger, Dario Paladini (chairs), Caterina Bilardo, Aris Papageorghiou, Laurent Salomon, Julene Carvalho, Nikos Vrachnis and Thomas Economou. ISUOG members can register at a reduced rate - so [become a member of ISUOG](#) and register today. You can also [supplement your learning](#) on fetal anomalies with other ISUOG educational resources.

[Live streaming registration](#)

The 14th ISUOG International Symposium



The [14th ISUOG International Symposium](#) will take place in Athens, Greece, on the 20-22 April 2018. Join us for this key event for clinicians who use or research ultrasound in obstetrics and gynecology! Click here for the [program](#).

The International symposium will be convened by Dr. Nick Vrachnis and Mr. Aris Papageorghiou, and other speakers include Dr Caterina Bilardo, Prof. Tom Bourne, Dr Julene Carvalho, Dr Dario Paladini, Prof. Basky Thilaganathan, Prof. Dirk Timmerman and Prof. Lil Valentin. View the full faculty [here](#).

Choose from additional courses including [ISUOG Basic Training](#) and our [fetal anomalies course](#), both of which are also available to live stream!

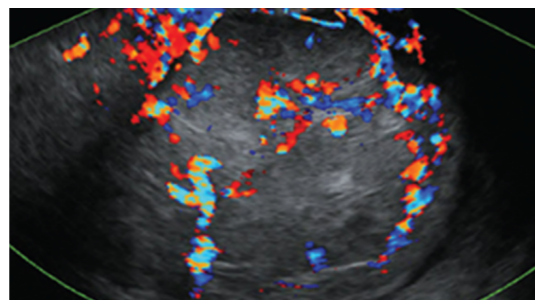
Registration for ISUOG members: €250
Registration for non members: €300

[Become a member today!](#)

[Register for the International Symposium now](#)

Managing incidental ultrasound findings in gynecology - 1 June 2018

London and live streamed globally



Registration is now open for the upcoming ISUOG education course 'Managing incidental ultrasound findings in gynecology!' This overview on clinical management of incidental findings in gynecology will take place on 1 June 2018 in London, UK, and it is also available for you to live stream. Key speakers are Dr Antonia Testa, Prof. Lil Valentin (chairs), Dr Davor Jurkovic and Dr Elizabeth Epstein.

You can view the provisional program for this course [here](#). There are reduced fees available to ISUOG members.

Check out our free [virtual issue on imaging in gynecological disease](#).

You can also [supplement your learning](#) for this course with other ISUOG educational resources.

[Register now](#)

28th World Congress on Ultrasound in Obstetrics and Gynecology



Critical Dates for ISUOG's World Congress in Singapore:

9 April Deadline for [abstract submissions](#)

20 August Deadline for early bird registration

20 October [Pre-Congress courses](#)

21 October Congress opens

[Registration is now open!](#) Booking for the Marina Bay Sands hotel is also available [here](#). We are currently welcoming abstract submissions - we look forward to receiving your contributions. [Travel grants](#) will be available.

We are pleased to announce that we have two keynote speakers confirmed: Dr Rex de Ryke (New Zealand) and Dr Ronald McCoy (Malaysia). Visit our website for more on the [international faculty](#), the [provisional scientific program](#), and our [Pre-Congress courses](#). See you in Singapore!

[Congress registration](#)

ISUOG's Basic Training Program



In February, the ISUOG education team visited Rotterdam, the Netherlands, for our Basic Training course on gynecology. In addition to our 69 on-site delegates, the course was successfully live-streamed around the world to over 250 remote delegates via nine different satellites. Click [here](#) for more on live streaming.

Other 2018 Basic Training courses:

- [Basic Training Course at the ISUOG International Symposium](#), Athens, Greece and live streamed, 20 April.
- 4 Day Comprehensive Course, in Chennai, India, 27 – 30 September.
- [A Practical Approach to the Ob/Gyn Ultrasound Examination](#) at the ISUOG World Congress in Singapore and live streamed, 20 October.

[Basic Training](#)

Join the Editorial team of *Ultrasound in Obstetrics and Gynecology*

There are two opportunities to join the Editorial team of UOG, ISUOG's official journal with an impact factor of 4.71. We are currently seeking new [Editors](#) and a new [Editor for Trainees](#). If you wish to contribute to the leading peer-reviewed journal on imaging within the field of obstetrics and gynecology, express your interest before 9 April 2018.

Expressions of interest should consist of a cover letter and curriculum vitae, which should be sent by email to: eic@isuog.org or by post to: UOG Editorial Office, ISUOG, 122 Freston Road, London W10 6TR, UK.



#LoveUltrasound



isuog

